

# Open to the Public!

## Show Dates, Hours and Tickets

### Location:

York Fairgrounds  
334 Carlisle Ave  
Memorial Hall East, York, PA 17404

### Date:

March 27 and 28, 2009

### Times:

Friday: 9:00 am to 6:00 pm

Saturday: 9:00 am to 6:00 pm

### Admission:

Two-Day Admission:

Adult: \$18.00

Children under 12 free

Friday or Saturday one day admission

Adult \$10.00

Children under 12 free

2 Day Group (Club) Rates Available

\$15.00 for 25 or more tickets when purchased in advance.

**LSOL.com Members Print out your Membership Badge to receive a reduced rate on your admission to the show.**

Fall 2009 ECLSTS: Sept 25th and 26th  
Spring 2010 ECLSTS: March 26th and 27th

# East Coast Large Scale Train Show 2009 Guide

Show produced by JJ Productions

[www.largescaletrainshows.com](http://www.largescaletrainshows.com)

Seminars  
Show Map  
Special Offers

Show Guide Produced and Sponsored by

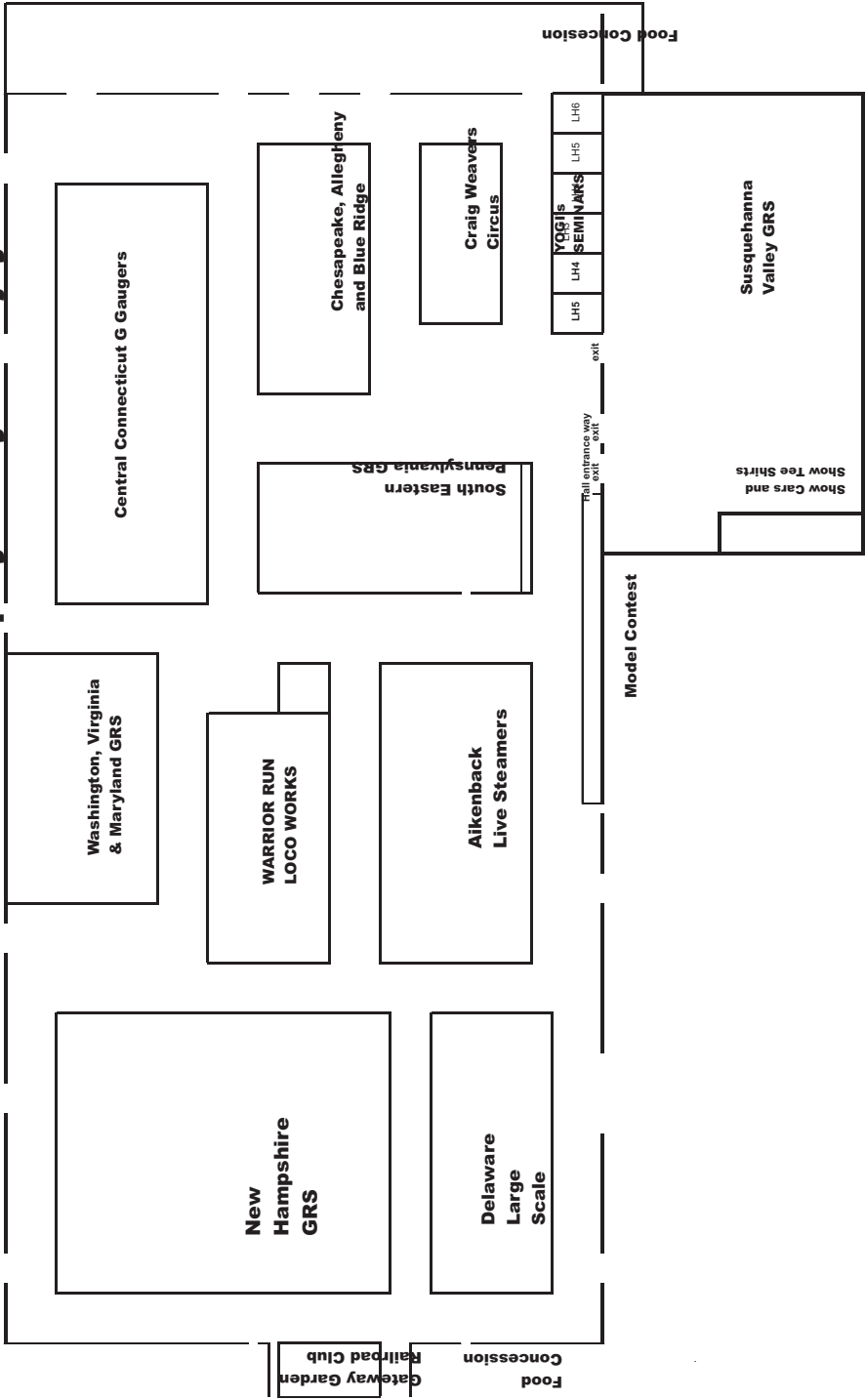
**TeamLargeScale.com**

[StAubinTrains.com](http://StAubinTrains.com)

[LSOL.com](http://LSOL.com)



# 2009 SPRING ECLSTS Clubs Displays for your enjoyment.



## Remember to:

- 
- 
- 
- Sign up for a LSOL.com subscription
- 
- 
- 
- Check out the Model Contest entries
- 
- 

## Things I am looking for:

---



---



---



---



---



---



---

# FRIDAY

## Seminars for the 2009 SPRING ECLSTS

Below is the list of the seminars for FRIDAY at the SPRING ECLSTS for 2009. These seminars will take place out in the ticket foyer area. You will notice that there are about 15 minutes between each seminar. This is to allow each presenter the time to tear down and allow the next presenter the time to set up and it will not eat into their seminar times. Please if you have a lot of questions for the presenters, and they are in the set up/tear down time, please make arrangements to speak with the presenter away from the seminar area. This will allow the presenter to tear down and not delay the next presenter in setting up and starting on time. This would be greatly appreciated. Please take the time to thank each of these presenters for their time and efforts with these seminars.

**ON GOING SEMINAR at the back of the layout hall to the right of the Food Concession area. Both days all day long.**

**Bob Temper FIGURE MAKING.** Make your railroad come to life with figures unique to your display. Bob Temper of Gateway Garden Railroads Club in St. Louis, MO will be demonstrating how to sculpt your own figures doing what you want them to do in the scale that fits your railroad. He will be demonstrating the techniques developed by noted sculptor Chris Walas to create figures using aluminum foil armatures as a base for polymer clay sculptures. Materials and tools are inexpensive and easy to use. Bob has been having fun with this process since 2005.

**Front Door opens at 9:00 a.m.**

### **9:30 - 10:30 Ricky Rupp of Modern Rails Graphics**

This year I will be talking about prepping the model for decal application as well as installing Modern Rails G-Cals Decals on a USA Trains Outside braced wooden boxcar. It will be decorated in WAG-Wellsville Addison & Galetton Railroad. There will be a question and answer period as well. Participants can actually watch as I water slide the decals onto this car. By uneven application I will be installing decals between the raised braces on the model. One side of the car will be finished as usual so participants may see a finished side of the car.

# 2009 ECLSTS Model Contest

**LSOL.com**  
The Garden Trains Authority

**2009 Model Contest**  
Sponsored by Aristo-Craft Trains - St Aubin Trains

## Category Details

### (A) Dioramas:

Any model incorporated into a display with other models, figures, etc. that tells a story or presents a snapshot of an activity.

### Kitbashing:

A commercially available, assembled product or kit that has been modified.

**(B) Self-Propelled:** (Example: Engines, Trolley, Trains, etc) Items entered into this category must be self-propelled so that the unit has the ability to move on the track. Engines with rolling stock constitute a train.

**(C) Rolling Stock:** These can be any item that is drawn behind an engine that does not have its own motor that is used to move the unit on the track.

**(D) Structures:** A bridge or building that was created from a commercially available kit or a pre-built unit that has been modified or changed with additional parts.

### Scratch Built:

A model built primarily from scratch or assembled from a variety of other components. At least 51% of the model must be made from parts created by the modeler.

**(E) Self-Propelled:** (Example: Engines, Trolley, Trains, etc) Items entered into this category must be self-propelled so that the unit has the ability to move on the track. Engines with rolling stock constitute a train.

**(F) Rolling Stock:** These can be any item that is drawn behind an engine that does not have its own motor that is used to move the unit on the track.

**(G) Structures:** A bridge or building in which the model parts were fabricated by the builder with a limited quantity of commercially available items added for detail.

### (H) Whimsical:

This model should be fun. It can be from a kit or scratch built. It can be an engine, trolley, train, rolling stock, building, bridge or any combination of the above. It can be in scale, out of scale, or out of this world. The items entered should be in the 1:32 to 1:20.3 scale range.

### Prizes:

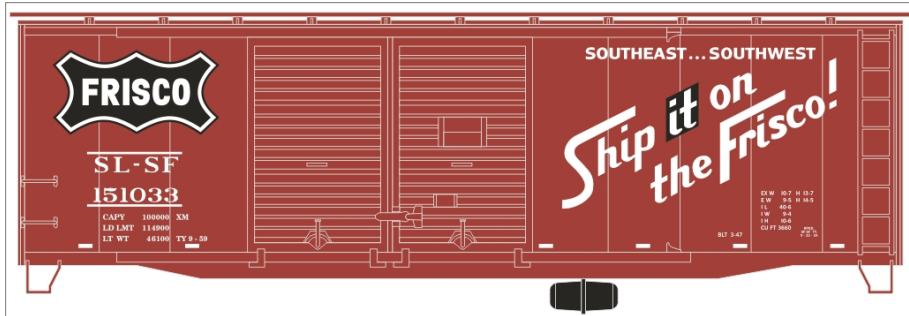
**Ribbons:** First, Second and Third place ribbons will be awarded in **each** of the categories: A-B-C-D-E-F-G-H at each show.

**Prizes:** There are gift certificates awarded at each show. The total award amounts for each prize are: Best of Show-\$1000MSRP, 1st Place Over All-\$500MSRP, 2nd-Place Over All-\$200MSRP, 3rd-Place Over All-\$100MSRP. Any entry is eligible to win a gift certificate. The prizes from Aristo-Craft and St Aubins **cannot** be combined and **must** be redeemed from the respective company that provided the awarded prize. The Judges' decisions as binding and final.

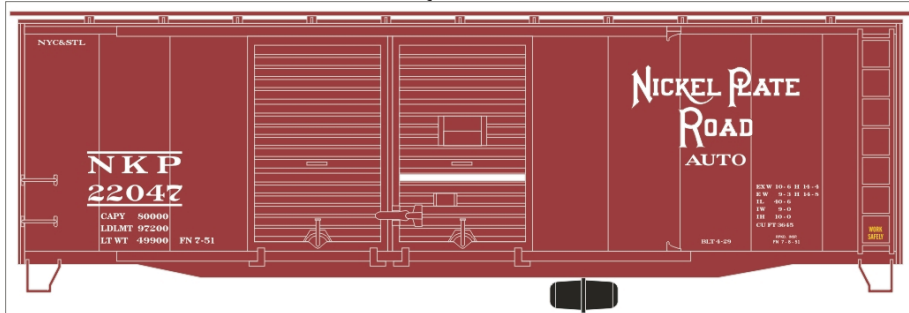
# 2009 ECLSTS Show Cars

As with all show cars and show engines, they are available **ONLY AT THE SHOW**. There are **NO** mail orders and no Pre Orders for these show items. In the past, many of the show cars sell out at the show.

## 40' Double Door Boxcar, FRISCO



## 40' Double Door Boxcar, NICKEL PLATE ROAD



**Please note:** All information in this guide is as accurate as possible at the time of its creation. There may be additions, changes and cancellations to any of the vendors, seminars, or events listed here in this guide. Please check at the show for posted changes to any scheduled events.

### 10:45 - 12:15 David Bodnar This seminar is for 90 minutes

“Aristo Craft’s new Train Engineer Revolution has the potential to completely revolutionize the way that we operate our large scale trains. From the start the Revolution was designed to allow you to spend more time running your trains and less time dealing with complex, non-intuitive control systems. Come and see how this remarkable system was developed and how it makes operating trains a snap!”

**12:30 - 1:30 Jerry Chapman of Split Jaw Products INC.** Keep Those Trains Running - 5 Steps to a Reliable Running Railroad. Jerry will cover how to build a well running reliable railroad using Split Jaw Products. This talk is geared to new people getting into the hobby and it will cover power supply selection, wiring, road bed preparation, track selection and much more.

### 1:45 - 3:15 David Bodnar This seminar is for 90 minutes

Add interest and excitement to your railway with super bright LEDs, microcontrollers and other inexpensive & intriguing electronic devices. Learn how to build and program a microcontroller that can automate sounds, lights, switch motors and engines. An assortment of unique electronic devices and controls will be presented. Part I of the workshop (first 45 minutes) will focus on microcontrollers, and how you can easily program them to do exciting things on your railroad. Part II will show an array of electronic components, projects, gadgets and gizmos that have been developed, with and without microcontrollers, for model railroad use.

**3:30 - 4:30 AT THE QSI BOOTH** QSI Solutions - Installing Sound in an Aristocraft G Scale Locomotive.

QSI Solutions will demonstrate how easy it is to install a Sound Decoder in a G Scale Locomotive.

**4:30 – 5:30 Tom McCloud of Appalachian Nurseries** “Putting the Garden in your Garden Railway.” Helping you select the right plants for your layout.

# SATURDAY

## Seminars for the 2009 SPRING ECLSTS

Below is the list of the seminars for SATURDAY at the SPRING ECLSTS for 2009. These seminars will take place out in the ticket foyer area. You will notice that there is about 15 minutes between each seminar. This is to allow each presenter the time to tear down and allow the next presenter the time to set up and it will not eat into their seminar times. Please if you have a lot of questions for the presenters, and they are in the set up/tear down time, please make arrangements to speak with the presenter away from the seminar area. This will allow the presenter to tear down and not delay the next presenter in setting up and starting on time. This would be greatly appreciated. Please take the time to thank each of these presenters for their time and efforts with these seminars.

**ON GOING SEMINAR at the back of the layout hall to the right of the Food Concession area.Both days all day long.**

Bob Temper FIGURE MAKING. Make your railroad come to life with figures unique to your display. Bob Temper of Gateway Garden Railroads Club in St. Louis, MO will be demonstrating how to sculpt your own figures doing what you want them to do in the scale that fits your railroad. He will be demonstrating the techniques developed by noted sculptor Chris Walas to create figures using aluminum foil armatures as a base for polymer clay sculptures. Materials and tools are inexpensive and easy to use. Bob has been having fun with this process since 2005.

**Door opens at 9:00 a.m.**

**9: 30 – 10:30 Jerry Chapman of Split Jaw Products INC.** Keep Those Trains Running - 5 Steps to a Reliable Running Railroad. Jerry will cover how to build a well running reliable railroad using Split Jaw Products. This talk is geared to new people getting into the hobby and it will cover power supply selection, wiring, road bed preparation, track selection and much more

- MORRIS ARBORETUM
- MTH ELECTRIC TRAINS
- NATIONAL CHRISTMAS CENTER
- NATIONAL GARDEN RAILWAY CONVEN.
- NICHOLAS SMITH
- N PIRE MODELS
- P&R HOBBIES
- PACIFIC COAST GARDEN RY SUPPLY
- PHOENIX SOUND SYSTEMS
- QSI SOUND SOLUTIONS
- RLD HOBBIES
- R K ENTERPRISES / HIGH RAILS
- RY MODELS
- RAIL RITE INDUSTRIES, LLC
- RAM TRACK
- REMOTE CONTROL SYSTEMS OF NE
- RIDGE ROAD STATION
- ROOM TO GROW LANDSCAPING
- SJT ENTERPRIS WIRELESS COLOR CAM
- SANTANA'S MINIATURES
- SHAWMUT CAR SHOPS
- SINBAD GLUE
- SOUTH EAST TRAINS
- SPLIT JAW RAIL CLAMPS
- ST. AUBINS NURSERY
- STAR HOBBY
- TOLTEC IMAGES
- TOWN & COUNTRY COLLECTIBLES
- TRAIN-LI-USA
- TRAIN WORLD
- TUSCARORA CREEK MINIATURES
- UNION VILLE DEPOT
- UPS STORE
- VANCOS LOG DOLLHOUSES
- WINONA GARDEN RAILWAY
- WOO WOO EXPRESS COMPANY

# 2009 ECLSTS Vendor List

## *Did you see them all?*

- ACCUCRAFT
- ALBERTS HOBBIES
- AMERICAN LAWN LIGHTS
- AMERICAN RAILS
- APPALACHIAN GARDENS
- ARISTO-CRAFT TRAINS
- BVRR SPECIALTIES
- BIG TOP TOY CO
- BRIDGEWORKS
- CENTERLINE PRODUCTS
- CHARLES RO & CO/USA TRAINS
- COLORADO MODEL STRUCTURES
- CORDLESS RENOVATIONS
- DALLEE ELECTRONICS INC.
- ELECTRIC MODEL WORKS
- F & S IMAGERY
- G SCALE JUNCTION
- GARDEN METAL MODELS
- GARDEN RAILWAYS MAGAZINE
- HARTLAND LOCOMOTIVE WORKS
- JACKS TRAINS
- JAMIES COLLECTABLES
- JIGSTONES
- JOHNS TOY TRUCKS
- JOHNS TRAIN SUPPLY
- JUST PLAIN FOLK
- LARGE SCALE ONLINE
- MAINLINE BRIDGES
- MIKE SETZER HOBBIES
- MICHAELS CUSTOM WOODWORKING
- MODEL TRAINS OUTLET
- MODERN RAILS & DECALS

Come to the **LSOL.com** or **St. Aubin Trains** booth and get a **\$15 St. Aubin Gift Certificate** when you join **Team Large Scale**.

**10:45 - 12:15 David Bodnar** This seminar is for 90 minutes "Aristo Craft's new Train Engineer Revolution has the potential to completely revolutionize the way that we operate our large scale trains. From the start the Revolution was designed to allow you to spend more time running your trains and less time dealing with complex, non-intuitive control systems. Come and see how this remarkable system was developed and how it makes operating trains a snap!"

## **12:30 - 1:15 Don Sweet of Remote Control Systems of New England and Rick Isard of Cordless Renovations/Adding Battery Power to your favorite Loco.**

### Table of Contents

1. Choosing a control system based on Loco amperage draw and length of train. 2, 3, 6, & 10 amp throttles. New Plug N Play systems
2. Battery types and their run times. Homegrown packs to pre-assembled. Nic-Cads, Gel cells, Nickel Metal, Lithium & Chargers.
3. See conversions of the following Locos. Aristo GP-40, USA Hudson, Bachmann K-27 w/PnP board, USA F3 and Trailer car install. Each conversion will represent how to connect to that Locos specific wiring.
4. Discuss how to reduce radio interference and best antenna placement.
5. Q&A

## **1:15 -- 2:00 Rick Isard of Cordless Renovations**

A follow up to Don Sweet's seminar.

Title: You, Your Battery and Charger. Rick will follow-up with "The Basics"

1. What battery works best for my application?
2. What's the difference between NiCad, Nimh & Li-Ion batteries.
3. Battery-pack construction.
4. Let's talk chargers! What charger works best for my battery?
5. Live demonstration of the New CR-1 Smart Charger.
6. Followed by Q & A afterwards

## **2:15 – 3:15 AT THE QSI BOOTH** QSI Solutions - Installing Sound in an Aristocraft G Scale Locomotive.

QSI Solutions will demonstrate how easy it is to install a Sound Decoder in a G Scale Locomotive.

Come to the **LSOL.com** or **St. Aubin Trains** booth and get a **\$15 St. Aubin Gift Certificate** when you join Team Large Scale.

overhead door		door		door		door		door		door	
750	751	752	753	754	755	760	759	760	766	768	771
Charles Ro Supply Co						UPS Shipping					
700	701	702	703	704	705	707	708	709	710	711	716
St. Aubin						Nicholas Smith					
660	661	662	663	664	665	607	608	609	610	611	616
500	501	502	503	504	505	450	451	452	453	454	456
550	551	552	553	554	555	400	401	402	403	404	405
600	601	602	603	604	605	410	409	408	407	406	410
623	624	625	626	627	628	412	413	414	415	416	416
573	574	575	576	577	578	420	421	422	423	424	423
618	619	620	621	622	623	420	421	422	423	424	423
568	569	570	571	572	573	420	421	422	423	424	423
518	519	520	521	522	523	420	421	422	423	424	423
468	469	470	471	472	473	420	421	422	423	424	423
517	518	519	520	521	522	420	421	422	423	424	423
467	468	469	470	471	472	420	421	422	423	424	423
509	510	511	512	513	514	420	421	422	423	424	423
459	460	461	462	463	464	420	421	422	423	424	423
507	508	509	510	511	512	420	421	422	423	424	423
457	458	459	460	461	462	420	421	422	423	424	423
506	507	508	509	510	511	420	421	422	423	424	423
456	457	458	459	460	461	420	421	422	423	424	423

Come to the **LSOL.com** or **St. Aubin Trains** booth and get a **\$15 St. Aubin Gift Certificate** when you join Team Large Scale.

Customer	DEALER HALL BOOTH #S	PRODUCT
ACCUCRAFT	670	BRASS TRAINS
ALBERTS HOBBIES	672	G GAUGE TRAINS
AMERICAN LAWN LIGHTS	516	LIGHT HOUSES
AMERICAN RAILS	663-664	CLOTHING-MUGS-PHOTOS
APPALACHIAN GARDENS	521 - 522	LIVE PLANTS
ARISTO-CRAFT TRAINS	569-571 & 619-621	G GAUGE TRAINS
BVRR SPECIALTIES	517	TRAIN STORAGE SYSTEMS
BIG TOP TOY CO	662	PARTS
BRIDGEWORKS	612	POWER SUPPLIES
CENTERLINE PRODUCTS	551	TRACK CLEANERS
CHARLES RO & CO/USA TRAINS	700-705 & 750-755	G GAUGE TRAIN
COLORADO MODEL STRUCTURES	610-611	BUILDINGS
CORDLESS RENOVATIONS	607	BATTERIES
DALLEE ELECTRONICS INC.	709-710	ELECTRONICS
ELECTRIC MODEL WORKS	718	CUSTOM MODEL TRAINS
F & S IMAGERY	413	PHOTOS
G SCALE JUNCTION	469-471	G GAUGE TRAINS
GARDEN METAL MODELS	614	METAL BRIDGES
GARDEN RAILWAYS MAGAZINE	768	MAGAZINE
HARTLAND LOCOMOTIVE WORKS	668-669	G GAUGE TRAINS
JACKS TRAINS	466	G GAUGE TRAINS
JAMIES COLLECTABLES	766-767	COLLECTABLES
JIGSTONES	463-465	CONCRETE MOLDS
JOHNS TOY TRUCKS	420-423	DIE CAST TRUCKS
JOHNS TRAIN SUPPLY	468	G GAUGE TRAINS
JUST PLAIN FOLK	665, 666, 715, 716	FIGURES
LARGE SCALE ON LINE	623/573	ON LINE PORTAL
MAINLINE BRIDGES	554	CUSTOM BRIDGES
MIKE SETZER HOBBIES	414-416	G GAUGE TRAINS
MICHAELS CUSTOM WOODWORKING	409-410, 462	CUSTOM BUILDINGS
MODEL TRAINS OUTLET	461	G GAUGE TRAINS
MODERN RAILS & DECALS	555	DECALS
MORRIS ARBORETUM	713, 714	ARBORETUM DISPLAY
MTH ELECTRIC TRAINS	565-566 & 615-616	G GAUGE 1/32
NATIONAL CHRISTMAS CENTER	707	INFORMATION AND G GAUGE TRAINS
NATIONAL GARDEN RAILWAY CONVEN.	552	2009 NATIONAL CONVENTION INFO
NICHOLAS SMITH	400-407 & 450-457	G GAUGE TRAINS
N PIRE MODELS	412	DIE CAST AUTOS
P&R HOBBIES	509, 510	G GAUGE TRAINS
PACIFIC COAST GARDEN RY SUPPLY	720, 721	G GAUGE TRAINS
PHOENIX SOUND SYSTEMS	459-460	SOUND SYSTEMS
QSI SOUND SOLUTIONS	719	SOUND SYSTEMS
RLD HOBBIES	657 - 661	G GAUGE TRAINS
R K ENTERPRISES / HIGH RAILS	557	G GAUGE TRAINS
RY MODELS	515	SCALE MODELS
RAIL RITE INDUSTRIES, LLC	562-564	RE-RAILERS
RAM TRACK	770-771	ELECTRONICS
REMOTE CONTROL SYSTEMS OF NE	608 & 609	ELECTRONICS
REST AREA	550	REST AREA
RIDGE ROAD STATION	722	G GAUGE TRAINS
ROOM TO GROW LANDSCAPING	518 - 519 - 520	LAYOUT CONSTRUCTION
SJT ENTERPRIS WIRELESS COLOR CAM	708	TV CAMERA FOR YOUR TRAIN
SANTANA'S MINIATURES	711-712	DETAILS & ACCENT PARTS
SHAWMUT CAR SHOPS	472	CUSTOM TRAIN WORK
SINBAD GLUE	758	GLUE
SOUTH EAST TRAINS	511-514	G GAUGE TRAINS
SPLIT JAW RAIL CLAMPS	759- 760	RAIL CLAMPS
ST. AUBINS NURSERY	600-605 & 650-655	G GAUGE TRAINS
STAR HOBBY	558-561	G GAUGE TRAINS
TOLTEC IMAGES	500-503	RAILROAD CLOTHING
TOWN & COUNTRY COLLECTABLES	504-507	G GAUGE TRAINS
TRAIN-LI-USA	568, 618	ACCESSORIES
TRAIN WORLD	762-765	G GAUGE TRAINS
TUSCARORA CREEK MINIATURES	408	CONCRETE BUILDINGS
UNIONVILLEDEPOT	467	ELECTRONICS
UPS STORE	418	UPS SHIPPING BOOTH
VANCOS LOG DOLLHOUSES	613	LOG DOLL HOUSES AND BARN
WINONA GARDEN RAILWAY	671	G GAUGE TRAINS
WOO WOO EXPRESS COMPANY	553	G GAUGE TRAINS
	LAYOUT HALL BOOTH #s	
B & B HOBBY SUPPLIES	LH 4, LH 5, LH 6	HOBBY TOOLS AND ELECTRONICS
LAWRENCE (YOGI) WALLACE	LH 1, LH 2, LH 3	Free Day Long Demo's